


# Perforated diffuser - circular

# CCA



## Description


Comdif CCA is a circular perforated displacement diffuser for freestanding installation. Behind the perforated front plate, CCA is equipped with individually adjustable nozzles, making it possible to alter the geometry of the near zone. The diffuser can be turned and has a circular duct connection (MF measure), so the diffuser can be connected at the top or bottom. The diffuser is suitable for the supply of large volumes of moderately cooled air.

- The diffuser is suitable for the supply of large volumes of air.
- The geometry of the near zone can be adjusted using adjustable nozzles.
- Plinths can be supplied as accessories.

## Maintenance

The front plate can be removed from the diffuser, making it possible to clean the nozzles. The visible parts of the diffuser can be wiped with a damp cloth.

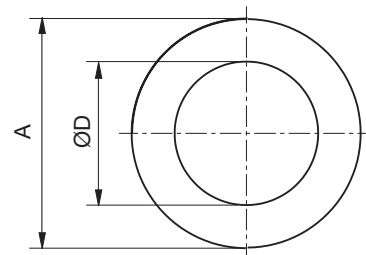
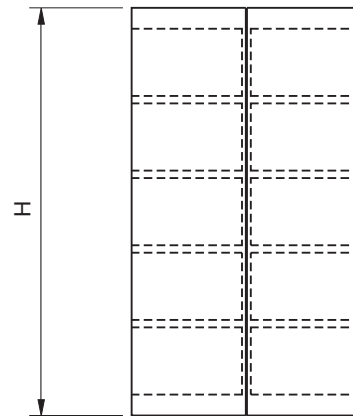
## Ordering example



## Order - accessories

Plinth: CCAZ - 2 - size

## Dimension



Size	ØA [mm]	ØD [mm]	H [mm]	Weight [kg]
1207	250	125	710	5.00
1607	300	160	710	7.50
2010	360	200	970	13.0
2510	400	250	970	18.0
3115	520	315	1490	35.0
4020	630	400	2010	58.0
5020	730	500	2010	78.0
6320	830	630	2010	106

## Accessories

Can be supplied with plinth.

## Materials and finish

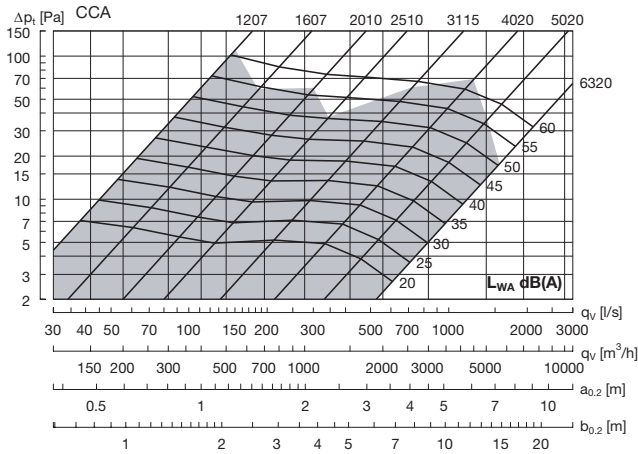
Diffuser: Galvanised steel  
 Nozzles: Black plastic  
 Front plate: 1 mm galvanised steel  
 Standard finish: Powder-coated  
 Standard colour: RAL 9003 or RAL 9010 - white

The diffuser is available in other colours. Please contact Lindab's sales department for further information.

# Perforated diffuser - circular

CCA

## Technical data



Recommended maximum volume flow.

The near zone is given at an under-temperature of -3 K to a maximum terminal velocity of 0.20 m/s.

Conversion to other terminal velocities - see table 1, correction of the near zone for -3 K and -6 K respectively.

## Sound effect level

Sound effect level  $L_{w} [dB] = L_{WA} + K_{ok}$

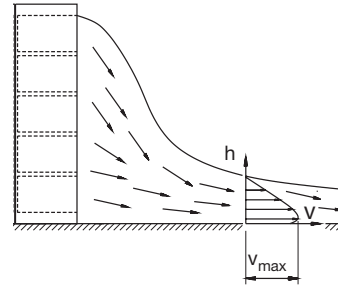
Size	Centre frequency Hz							
	63	125	250	500	1K	2K	4K	8K
1207	8	-1	1	1	-9	-17	-28	-40
1607	10	-1	1	1	-8	-17	-29	-33
2010	10	-1	3	0	-9	-17	-27	-40
2510	7	-1	3	0	-7	-18	-28	-41
3115	13	2	3	-1	-8	-17	-29	-27
4020	13	2	3	-1	-7	-16	-28	-43
5020	7	3	2	0	-6	-16	-19	-17
6320	7	3	2	0	-8	-16	-20	-17

## Sound attenuation

Sound attenuation  $\Delta L [dB]$  including end reflection.

Size	Centre frequency Hz							
	63	125	250	500	1K	2K	4K	8K
1207	19	14	5	3	2	1	2	1
1607	16	12	4	1	2	1	2	2
2010	12	8	4	2	3	2	2	2
2510	12	8	5	2	1	1	1	1
3115	11	8	3	2	1	1	2	2
4020	9	6	1	1	1	1	1	1
5020	6	4	1	1	1	1	1	1
6320	5	3	1	1	0	0	0	1

## Nearzone



Oval diffusion

Circular diffusion (factory setting)

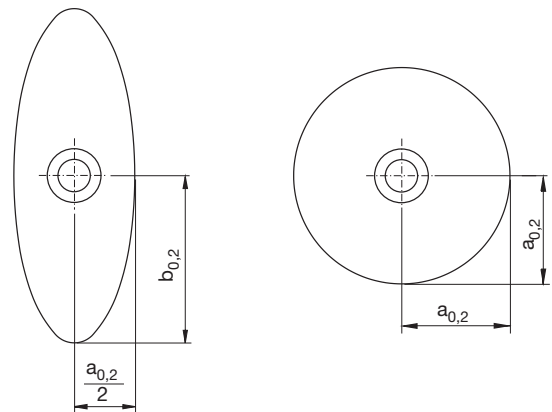


Table 1 Correction of the near zone ( $a_{0,2}$ ,  $b_{0,2}$ )

Under-temperature $T_i - T_r$	Maximum velocity m/s	Mean velocity m/s	Correction factor
-3K	0.20	0.10	1.00
	0.25	0.12	0.80
	0.30	0.15	0.70
	0.35	0.17	0.60
	0.40	0.20	0.50
-6K	0.20	0.10	1.20
	0.25	0.12	1.00
	0.30	0.15	0.80
	0.35	0.17	0.70
	0.40	0.20	0.60